

Cataract

白內障

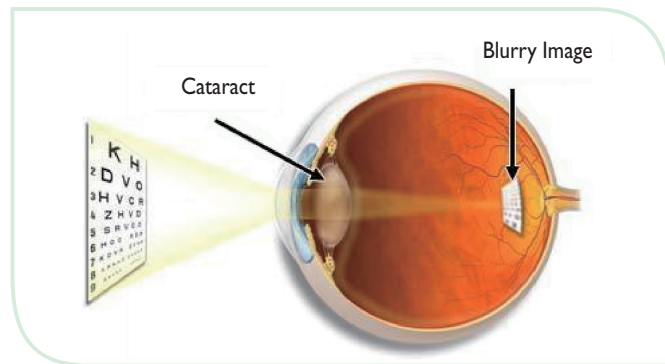


The commands of the Lord are radiant, giving light to the eyes.
【Psalm 19:8b】

What is Cataract?

The structure of human eye is similar to that of a camera. When light rays enter the eyes, they pass through the cornea and the lens. The cornea and lens focus an image automatically onto the retina, on which the optic nerve transmits the image to the brain.

Cataract means cloudiness of the lens. If the degree of cloudiness is getting more severe, it may obstruct the passage of light rays, vision will then become blurry. Hyper mature cataract may result in glaucoma and uveitis, or even blindness.



How is Cataract Formed?

Cataract is mainly caused by natural degenerative process. Other causes include inheritance, trauma, diabetes mellitus and certain kinds of medication consumption.

Symptoms of cataract

- Blurring
- Hypersensitivity to strong light
- Dimmer color sensation
- Poor light sensation when reading
- Frequent change in refractive error



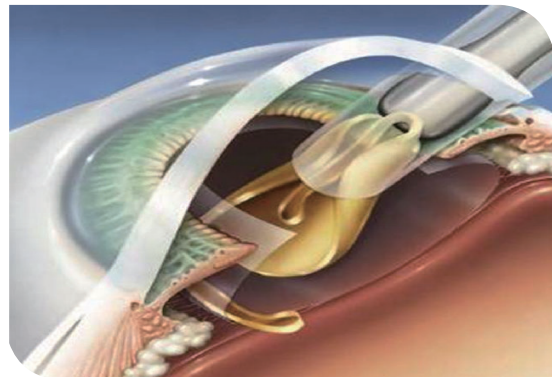
* Please consult your eye doctor if cataract symptoms are found.

How to Manage Cataract?

The only and most effective way to cure cataract is surgery. Thanks to the modern medical technologies, removal of cataract and implantation of intraocular lens (IOL) can be performed safely and effectively under surgical microscope. Cataract surgery is regarded as one of the most successful surgical procedures. More than 95% of cataract patients have their vision improved after the surgery.



With the latest technology, Phacoemulsification, and the use of foldable IOL, the size of the surgical wound has been largely reduced. During the surgery, a small ultrasound probe is inserted into the eye through a very small wound. The ultrasound emitted from the probe will break down the cataract into small pieces, which are then absorbed by one of the orifices on the probe. Finally, the IOL is implanted.



Current Choices of Intraocular Lens





The modern intraocular lens (IOL) is not only focusing light but also filtering away damaging light from the eye.

All IOL can filter ultraviolet light. Blue filtering IOL can filter high frequency blue light, which possesses higher energy, as well as ultraviolet light. This new filtering function works like the natural lens. Acpheric design improves visibility in a dim environment.



Intraocular Lens with Specific Refractive Functions

The latest IOL allows some patients to achieve spectacle independence after operation. For example toric IOL allows correction of astigmatism together with myopia or hypermetropia in the same setting. Multifocal IOL improves near, intermediate, as well as distant vision in some presbyopic patients. You may discuss with your eye doctor the available options to suit your needs in daily living.

	Near Vision	Intermediate Vision	Distance Vision	Astigmatic Correction
 Monofocal IOL	√ (One of the distance)			
 Monofocal Toric IOL	√ (One of the distance)			√
 Multifocal IOL	√	√	√	
 Multifocal Toric IOL	√	√	√	√

Cataract Surgery Package

Phacoemulsification + monofocal IOL (ONE eye only)
Packages

Services	Package 1 (Out-patient)	Package 2 (In-patient)
Resident Doctors professional fee and local anaesthesia fee	√	√
Ultrasound (A-Scan)	√	√
Operation Theatre and procedure fee	√	√
Monofocal IOL	√	√
Nursing care and treatment (Ward)	Not applicable	√
Bed charge (one night in General Ward)	Not applicable	√
Basic pharmacy and materials associated with the procedure	√	√
3 Follow up consultations (the first consultation on the post operation day is included)	√	√

Please contact Centre for price information.

Service Hours (By appointment only)

Monday to Friday 8:00 am to 6:30 pm
Saturday 8:00 am to 4:30 pm
Closed on Sunday and Public Holidays

 香港浸信會醫院
Hong Kong Baptist Hospital

Laser Refractive Surgery and Cataract Centre
4/F, Block B, 222 Waterloo Road, Kowloon, Hong Kong
Telephone: 2339 8422
Fax : 2304 5839
Email : eyecentre@hkbh.org.hk
Website : http://www.hkbh.org.hk

 10 years+
同心關懷
caring organisation
Associated with The Hong Kong Council of Social Services
與香港社會服務處合作